

(The Lesson work sheets according to the Sunday
School Common New Syllabus of the National
Christian Council of Sri Lanka.)

Grade 04



**Prepared by: The Church of Ceylon Board of Christian
Education**

Diocese of Colombo

Grade 4 – Lesson 1

Lord is my Shepherd



Bible Reference: Psalm 23

1. Find the hidden words.

R	R	S	D	J	G	G	M	P	S
E	F	E	A	R	S	U	Q	L	T
S	B	V	M	E	V	I	L	O	A
T	Z	X	B	L	K	D	S	R	F
O	S	H	E	P	H	E	R	D	F
R	O	F	S	C	L	S	D	T	R
E	U	A	R	O	D	K	L	D	S
S	L	R	R	V	A	L	L	E	Y
H	G	Y	C	O	M	F	O	R	T
R	R	I	G	H	T	E	O	U	S

1. SHEPHERD
2. LORD
3. RESTORES
4. SOUL
5. GUIDES
6. RIGHTEOUS
7. VALLEY
8. EVIL
9. ROD
10. STAFF
11. COMFORT

2. We are the sheep of our Shepherd Lord. We have to listen to His words.

How do you hear word of God?

◆

◆

◆

◆

3. Mark as right or wrong (✓ or X).

1. Shepherds show the correct path. ()
2. Shepherds never rescue their sheep from danger. ()
3. Jesus is our Good Shepherd. ()
4. Our parents guides us to the correct path. ()

5. Sheep depends on the Shepherd.

()

4. Write a prayer asking God to protect you from all evil things and ask God to guide you in the correct path.

.....

.....

.....

.....

.....

.....

.....

6. Jesus is holding you in His arms. Colour this picture and make it nice.



Grade 04 - Lesson 2

Isaac Received the Mercy of God

Bible Reference: Genesis 26:1- 6, 12 -15

Answer the questions given below.



1. Who helped Isaac during the time of famine?

.....

2. Why king Abimelech wanted to help Isaac?

.....

3. What are the blessings that Isaac received from God?


.....

4. What are the blessings that you have received from God?

.....

Parents or your guardians are a blessing from God. It is your responsibility to be obedient to them. Write a prayer asking God to help you to be obedient to your parents or guardians.

.....
.....
.....
.....
.....
.....
.....



Fill in the blanks.

1.is Father of Isaac.
2. Abimelech is king of
3. Isaac planted crops and reaped a
4. Isaac had so many and herds.
5. Isaac lived in

Memory Verse:

God is faithful, who has called you into fellowship with His son, and Jesus Christ our Lord is faithful. 1Corinthians 1:9



Esau and Jacob (Jacob stole his father's blessing)

Bible Reference: Genesis 27:21-27

Introduction: Isaac was blind in his old age and he wanted to bless his children. He asked Esau to prepare a special meal and bring it to him. When the wife of Isaac heard of this conversation he had with his first born child Esau, she asked her second son Jacob to steal the blessing from his father. Isaac being blind and not knowing that Jacob had deceived, he ate the meal and blessed Jacob instead of blessing Esau. When Esau got to know this he was so angry with his brother and lost their relationship which they had earlier.

Fill in the blanks

1. Names of two brothers are and
2. Name the father of Jacob
3. The blessing of the father was stolen by.....
4.compelled second son to cheat the father.
5. Esau got angry with his own brother because

.....

Have you ever cheated to your siblings, friends or parents and how?

.....

Have you ever cheated by someone? What was your feeling?

.....

This could happen in our family, in school or in society. Others can cheat us and they can steal what belongs to us. Forgiving is the only solution to bring healing between two parties. Get use to forgive others.


Memory verse: You shall not covert your neighbour's house.
Exodus 20:17a



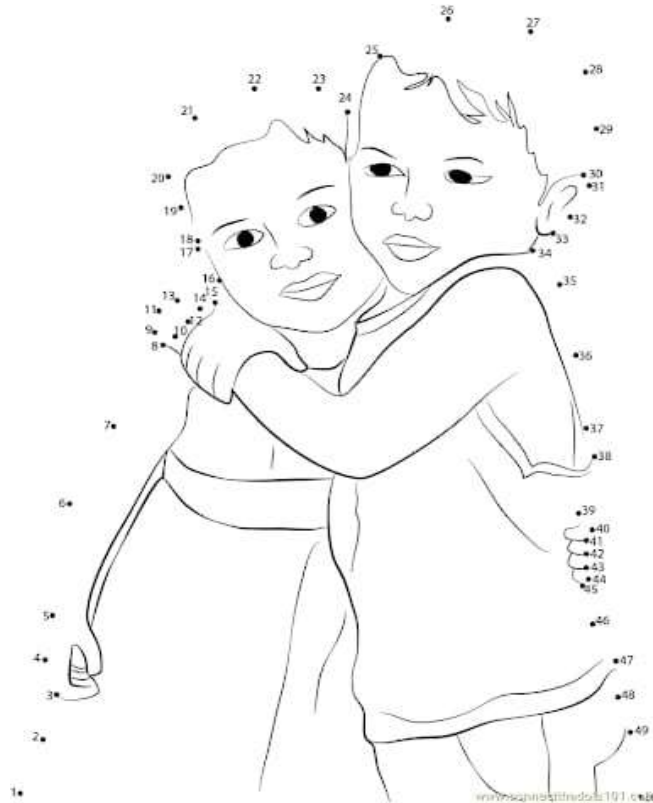
Brotherly love is strengthened

Bible Reference - Genesis 33

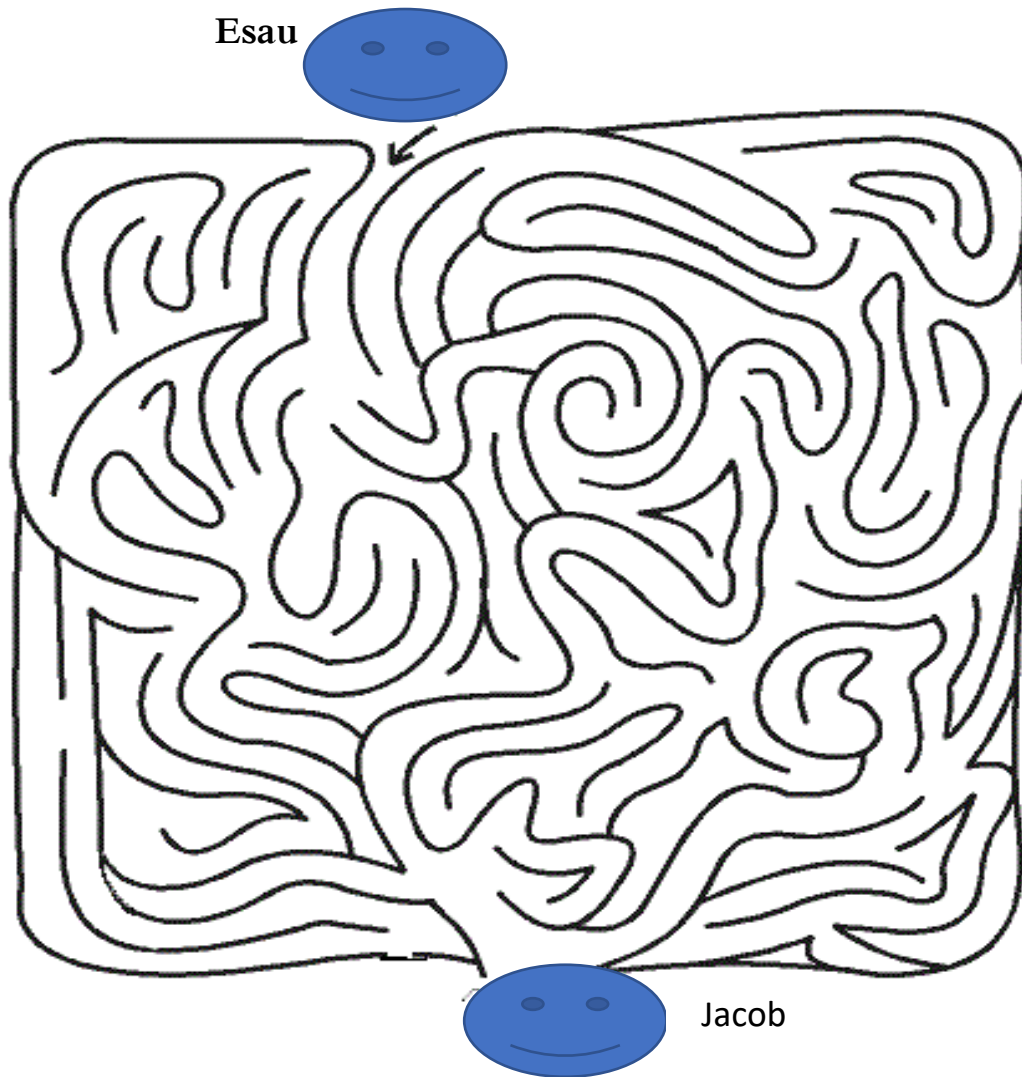
If you have siblings in your family draw a picture of them within the given space. Write a prayer and ask God to strengthen your love for one another. If you do not have siblings draw picture of your friend and ask God to strengthen your love for each other.



Complete the picture given below and colour it.



Can you help Jacob to find the way to meet Esau?



Memory Verse

Behold, how good and pleasant it is when brothers dwell in unity.

(Psalm 133:1)

Joseph and his Dreams

Bible reference: Genesis 37: 6-10

Draw a line below the correct answer.

1. What did Joseph do with his brothers from his small days?



2. What Joseph received from his father?



3. What is the first dream of Joseph?



4. What is the second dream of Joseph?



5. How many children were there in Joseph's family?

11

12

10

Look at the pictures given below and number according to the order of his life.



1

2

3

4

Colour the picture given below.



Grade 04 – Lesson 6

God provides protection in the midst of harassment

Bible Reference Genesis 37: 12-18

You have heard of Joseph's story many a times. But if you read the whole chapter of the Genesis 37 you can renew your memory and know about the story better. Are you ready to read the Bible?



Say a prayer and ask God to help you to read this chapter.

Fill in the Blanks.

1. Jacob lived in the land where his father had stayed in land of
 2. Joseph wasyears old when he was tending the flock with his brothers.
 3.Loved Joseph more than any other sons.
 4. Jacob gifted richly ornamentedto his son Joseph.
 5. Joseph haddreams and his brothers wereof him.
 6. Joseph went to to see his brothers.
 7. Brothers wanted tohim and throw him into a cistern.
 8. One of his brother'stried to rescue him from others.
 9.proposed to sell Joseph to the Ishmaelite and not lay their hands on him.
 10. Midianites sold Joseph toin Egypt.
- Have you ever experienced any harassments?
 - Do you harass others?

Write a prayer asking God to protect children who are going through harassments.

Memory verse: Even though I walk through the valley of the shadow of death, I will fear no evil. Psalm 23:4

Grade 4 – Lesson 07

Joseph the dream Interpreter



Bible Reference: Genesis: 41

Answer the following questions

- 1. How many dreams Pharaoh had?
- 2. Explain one dream in short

.....
.....
.....
.....

- 3. Who interpreted the dreams of Pharaoh?
- 4. What happened in Egypt after the dreams of Pharaoh?
- 5. Who gave the gift of interpreting dreams to Joseph?
- 6. What was the reward received from Joseph from Pharaoh?

- What are the gifts that you have received from God?
.....
- Have you ever used your gifts for the betterment of others and how?
.....
.....
- If you are appointed as the leader of your class how do you work for its progress?
.....

Memory Verse:
Trust the Lord with all your heart and do not lean on your own understanding.
(Proverbs 3:5)

Grade 4 – Lesson 08

Joseph who forgives his brothers

Bible reference: Genesis 42 & 45:4-7

Help brothers of Joseph to find the way to Egypt.

Memory verse: Good sense make one slow to anger, and it is his glory to overlook an offense. (Proverbs 19:11)



Colour the given picture below.



➤ When you fight with your siblings or your friends do you get angry with them? If yes you have to forget the fight and forgive them as soon as possible. Write a prayer asking God to help you to forgive others.

.....

.....

.....

.....

.....

.....

.....

.....

.....

.....

Grade 4 – Lesson 09

Joseph's family in Egypt



Bible reference: Genesis 42: 1-6

Read the above passage and fill in the blanks

1. Jacob asked his sons to go to to bring grain.
2. Joseph's brothers went without their brother to bring grain.
3. Jacob's God given name was
4.was the governor of the land.
5. Joseph did not show his brothers that hethem.

- Do you know that there are many children without food and water in this world?
- Do you like to share your blessings with others? If yes write how do you do it. If the answer is No what are the obstacles that you have?.....
.....
.....
- Write a prayer and ask God to provide the scarcity of the children.
.....
.....
.....
- Write a few things that you can share with others and do it as an activity. Speak to your parents and share your cloths, stationery or some food with needy children.

Have you heard of Mother Theresa? She was a very rich young girl who wanted to sacrifice her life for others. She sold her all wealth and spend on others who were cornered by the Society. She ministered to street children, Sick people and homeless people.

Find more details about



Mother Theresa.




Am I, His chosen Child – (Activity Lesson)

1. Draw a picture of you (or paste a Photo) inside the given box below and write your ambition.

My ambition is

2. As God called Abraham, Isaac, Jacob and Joseph He calls you and me to serve in this world in different ways. No matter what, if you surrender your life unto God’s hands, God can take you in His path and make use of you for the work of His kingdom.

Write down the characteristics that you like to receive from God within given hearts.



3. Write a prayer asking God to mould your life in His hands.

.....

.....

.....

.....

Memory Verse: See, I have engraved you on the palms of my hands, your walls are ever before me. Isaiah 49:16



Victory through the Word of God during the time of temptation

Bible Reference: Matthew 4:1-14

Read the above Bible passage and answer the following questions.

1. What are the 3 temptations brought to Jesus by devil?

.....
.....
.....

2. Who led Jesus to the desert?

.....

3. Why Jesus was there in the desert?

.....

4. What did Jesus do in the desert?

.....

5. How Jesus answered the devil when He was tested by devil?

.....

How devil bring tests into your life? Write them on the stones.



Write a prayer asking God to help you to overcome temptations which are written above.

.....
.....
.....
.....

Memory Verse: Submit yourself therefore to God. Resist the devil, and he will flee from you. James 4:7

Grade 04 – Lesson 12



Jesus calls His disciples



Bible Reference: Mark 3:13-19

Find the names of the twelve disciples inside the box.

E	A	T	H	A	D	D	A	E	U	S	M
A	B	M	S	R	F	D	J	U	Q	P	A
N	Z	C	X	F	L	N	F	R	W	U	T
D	H	P	E	T	E	R	G	D	Q	O	T
R	J	U	D	A	S	J	D	F	S	L	H
E	A	E	K	D	S	M	X	Z	T	G	E
W	B	A	R	T	H	O	L	O	M	E	W
U	E	T	R	H	J	O	H	N	R	F	G
J	S	Q	A	O	A	S	F	J	K	L	I
S	I	S	D	M	M	F	R	F	Y	R	D
W	M	D	L	A	E	G	E	E	I	R	S
V	O	V	L	S	S	P	J	A	M	E	S
T	N	Y	D	S	W	K	E	P	D	S	M
B	P	H	I	L	I	P	V	D	T	P	Y

1. What have you learnt out of the lives of disciples?
.....
.....
2. There are 3 reasons why Jesus wanted to have twelve disciples with him. Read the above passage and find those 3 reasons.
.....
.....
.....
3. If you become a leader of the church one day how would you serve as a disciple of Jesus Christ?
.....
.....

Memory Verse: He appointed twelve designating them apostles that they might be with him and that he might send them out to preach and to have authority to drive out demons. Mark 3:14, 15

Women who served with Jesus



Bible Reference: Luke 8:1-3

Introduction: Jesus worked with 12 disciples closely. But there were many more others who served with Him. Seventy people who went out for ministry and there were women workers too. Even today men and women are called to serve God in different ways. We must respect and welcome all human beings without considering them as men and women.

1. What is the good news proclaimed by Jesus?
.....
 2. There were some women who served God as they were cured from certain sickness according to the above chapter. What are they?
.....
 3. Write down 3 names which you can find in the above passage?
.....
- Have you seen women serving in Churches? What do they do?
.....
.....
 - Why Jesus wanted to invite women to serve with Him?
.....
 - Do you believe that men and women were created by God?
.....

Write down a few names whom you know that they serve God in different ministries, and write a prayer for their protection.

.....
.....
.....

**Memory verse: But all those who knew Him, including the women who had followed him from Galilee stood at a distance watching these things.
Luke 23: 49**



Grade 4 – Lesson 14

Jesus who became a friend at the house of Bethany

Bible Reference: Luke 10:38 – 42

Read the above Bible passage and write down 2 dialogues in your words of Martha and Mary had with Jesus.

Dialogue of Martha with Jesus

.....
.....
.....
.....

What did Mary do at the Lord’s Feet?

.....
.....
.....
.....

If Jesus comes to your home today, what would you do?

.....
.....
.....
.....

If Jesus asked you to make a request from him regarding something that you like to have most, what would you ask for? Write 3 things.

.....
.....
.....

Psalm 119:105

Write the above Bible verse inside the lamp and colour it.



Grade 4 – Lesson 15
Wedding at Cana



Bible reference: John 2: 1-12

Complete the paragraph by using the given words below.

first, Cana, glory, wine, six, faith, mother, water, servants

Jesus went for a wedding atin Galilee. Jesuswas there and He went with His disciples. When Jesus’ mother told him thatwas gone, Jesus replied as “My time has not yet come”. But His mother told to the Do whatever He tells you. There werestone water jars each holding from 20 to 30 gallons. Jesus asked servants to fill the jars with..... and He asked them to take it to the master of the banquet. It was better than what they served earlier. This was themiracle Jesus performed at Cana. He thus revealed his and His disciples put their..... in Him.

1. Do you believe that Jesus performs miracles in our lives? Write a miracle that Jesus had performed in your life.

.....
.....


2. Do you have something which you want to tell Jesus and change the situation you are going through? Write down it.

.....
.....

3. We cannot depend on miracles only. Our faith should be based in Jesus Christ. Then we can glorify His name. Write down one thing that you want to give Glory to His name.

Memory Verse: And whatever you do whether in words or deed do it all in the name of the Lord Jesus, giving thanks to God the Father through Him. Colossians 3:17

Grade 4 – 16th Lesson
The Faith of Friends



Bible Passage – Mark 2: 1 - 12

➤ **Read the above given Bible passage and answer the questions.**

i) **Why did Jesus go to Capernaum?**

.....

ii) **Who couldn't go into the house to meet Jesus?**

.....

iii) **What did they do when they saw the big crowd?**

.....

iv) **Jesus healed a man and said something to him, what did Jesus say?**

.....


v) **What did Jesus see in the sick man and his friends?**

.....

➤ **You must have a lot of friends at school, church and at classes. Among them, you must have favorite friends, and maybe some friends you don't like a lot. No matter how you feel about your friends, God has created each and every one of them. Write a small prayer asking God to help you to love all your friends, and to be a good friend to all.**



Draw a picture of your favorite friend in the circle below, and write a few sentences about her / him.



Colour the picture.



Memory Verse


“When Jesus saw their faith, he said to the paralyzed man, “Son, your sins are forgiven.” Mark 2:5



Grade 4 – 17th Lesson

The Man who repented on the cross.

Bible Passage – Luke 23: 39 - 43



➤ **Find the hidden words in the puzzle below.**

Q	E	P	A	R	A	D	I	S	E	Q	F
W	T	U	I	R	F	G	N		X	W	A
J	Y	N	U	C	R	O	S	S	C	A	T
U	U	I	Y	R	I	U	U	E	W	I	H
S	O	S	H	I	P	R	L	F	R	V	E
T	P	H	U	M	T	Y	T	D	O	Y	R
I	K	M	O	I	W	S	D	G	N	L	P
C	L	E	N	N	E	G	F	H	G	Z	I
E	M	N	J	A	Q	H	J	K	L	K	O
A	N	T	L	L	A	C	H	R	I	S	T
X	V	B	N	M	K	L	X	Z	R	T	U
K	I	N	G	D	O	M	P	O	I	U	Y

1. Father
2. Cross
3. Wrong
4. Justice
5. Christ
6. Criminal
7. Paradise
8. Insult
9. Punishment
10. Kingdom

Answer the below given questions.

1. Who crucified Jesus? _____.
2. How many others were crucified with Jesus? _____.
3. What did they notice on Jesus' cross?
_____.
4. What did the criminal on Jesus right hand say?
_____.
5. Did the man on the right hand side repent his sins? _____.

In our lives, we have done many wrongs with our thoughts, words and actions. We should repent and ask God to forgive us, but we don't repent most of the time, but God wants us to repent and to come to him. Write a small prayer asking God to forgive your sins.

.....


.....

.....

.....

.....

Color the Picture

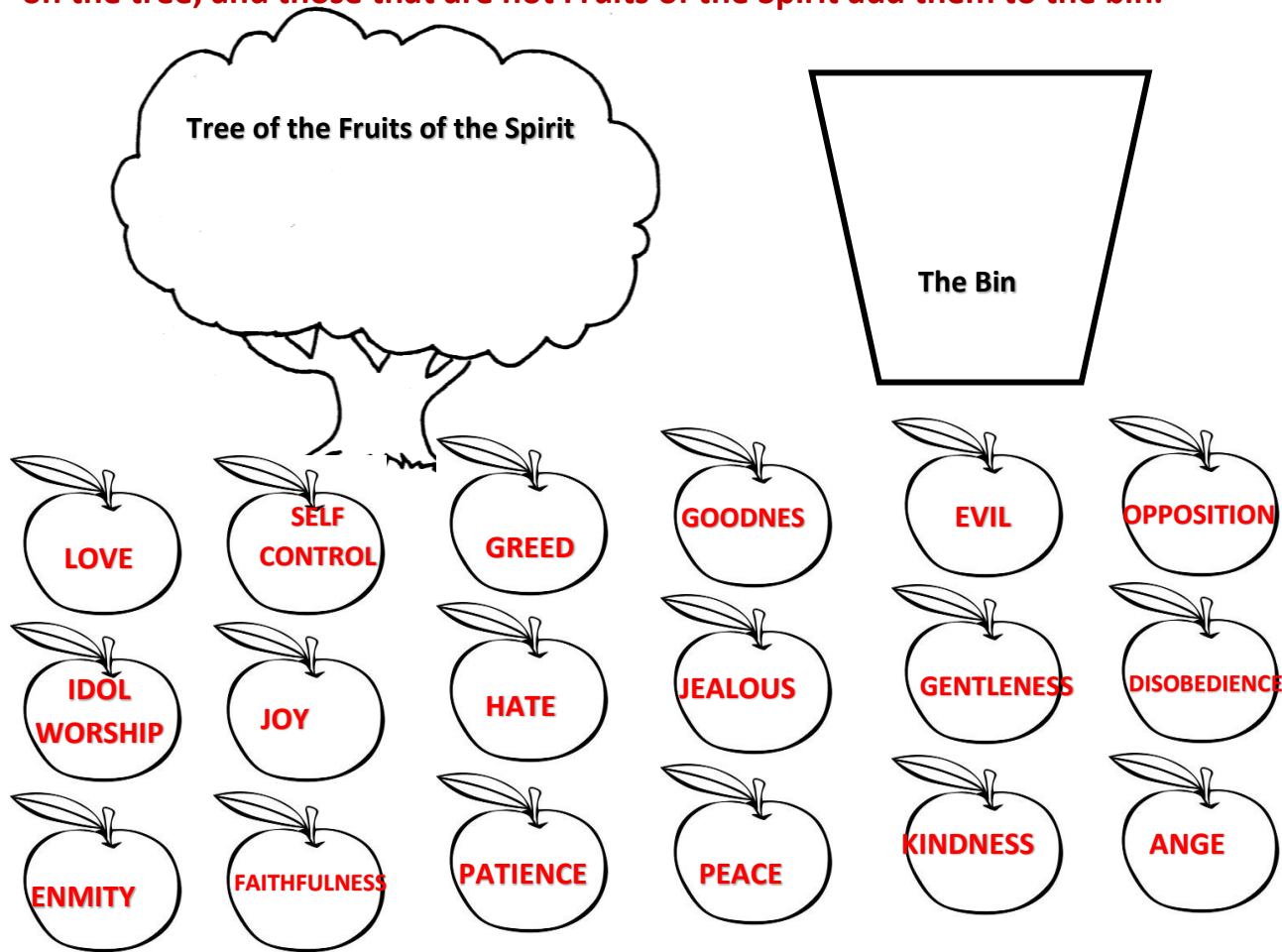


“Blessed is the one whose transgressions are forgiven, whose sins are covered.” Psalm 32: 1

Grade 4 – 18th Lesson
Fruits of the Spirit

Bible Passage – Galatians 5: 22 - 26

Given below is the tree of the Fruits of the Spirit. Write the Fruits of the Spirit on the tree, and those that are not Fruits of the Spirit add them to the bin.



Write a prayer asking God to help you to develop the Fruits of the Spirit in your life through the Holy Spirit.

.....
.....
.....

Memory Verse

“But the fruit of the Spirit is love, joy, peace, patience, kindness, goodness, faithfulness, gentleness and self-control. Against such things there is no law.” Galatians 5: 22 - 23



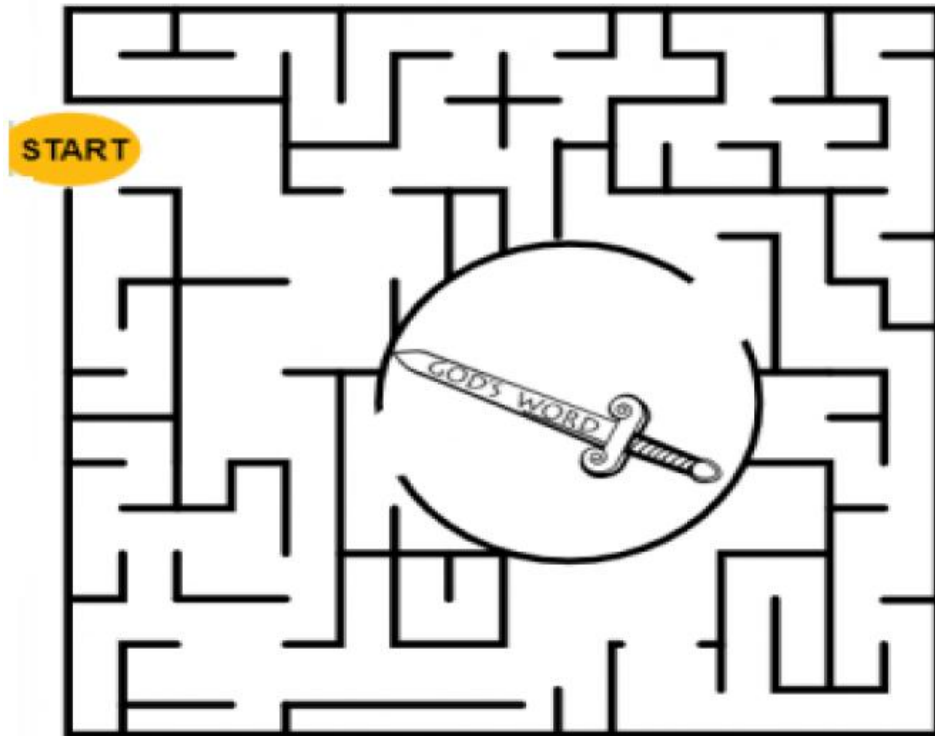
Grade 4 – 19th Lesson

Strength through the Holy Spirit



Bible Passage – Ephesians 6: 10 - 18


The Word of God is like a Sword. Seek the right in the maze path to reach the Sword.



There are many temptations we face in our lives. To help face these challenges, write down 5 steps you can take to overcome these temptations and to build a strong relationship with Jesus. Eg: Praying everyday

1. _____
2. _____
3. _____
4. _____
5. _____

Given below is a picture of a soldier in armor. This armor is divided into 5 parts. With the help of the bible passage, name the 5 parts and colour the picture.



“Stand firm then, with the belt of truth buckled around your waist, with the breastplate of righteousness in place, and with your feet fitted with the readiness that comes from the gospel of peace. In addition to all this, take up the shield of faith, with which you can extinguish all the flaming arrows of the evil one. Take the helmet of salvation and the sword of the Spirit, which is the word of God.”

Ephesians 6: 14 – 17

“Put on the full armor of God.” Ephesians 6: 11A

4th Grade – 21st Lesson

Jonah




Bible Passage – Jonah 1: 1 – 5 and Verse 17

Mark the right statements with a (✓) and the false statements with a (X).

1. God asked Jonah to go to Nineveh. ()
2. Jonah tried to run away to Tarshish. ()
3. Johah was in the fish for 2 days. ()
4. Jonah was obedient to God. ()
5. God does not use us for His work. ()

Complete the dot-to-dot puzzle to reveal the hidden picture and colour it.



“You discern my going out and my lying down;
You are familiar with all my ways.” Psalm 139:3

4th Grade – 22nd Lesson

David

Bible Passage – Psalm 150: 1 - 3



Colour the picture.



David spent a lot of his time singing song and playing his harp, praising God. How do you praise and worship God? You may use the space below to creatively show how you would praise God. (You can write a Poem, a song, do a drawing etc.)



“Let everything that has breathe praise the Lord.

Praise the Lord.” Psalm 150:6

4th Grade – 23rd Lesson

Esther




Bible Passage – Esther 4: 1 - 17

Read the above given Bible passage and answer the questions given.

1. What was Esther's position in the palace? _____.
2. Who was at the King's gate wearing sackcloth? _____.
3. Why was he in such distress and grief?
_____.
4. Who told Mordecai that she would help? _____.

Colour the Picture



Fill in the blanks of this memory verse with the correct word.

"In God I _____
(trust, doubt) and am not
_____ (happy,
afraid).

What can man do to
_____ (me, them)?"

Psalm 56:11

4th Grade – 24^h Lesson
Mary is Obedient



Bible Passage – Luke 1: 26 - 38

Answer the questions given below.

1. Where did Mary live? _____.
2. Name the angel that visited Mary. _____.
3. What was the message the angel gave Mary?
_____.
4. When the angel told Mary the message, did she accept it? _____.
5. If a girl who isn't married was to have a baby, how do you think society would react?

When the angel told Mary the message, she accepted it and was obedient. But in our own lives, are we obedient to our parents and elders? Do we respect them? Write down 3 ways in which we can develop good habits in our lives.

Eg: When our parents need help, we should help them to the best of our abilities

1. _____
2. _____
3. _____

Colour the picture



“I am the Lord’s servant,” Mary answered. “May your word to me be fulfilled.” Then the angel left her.” Luke 1:38

4th Grade – 25th Lesson

Lydia



Bible Passage – Acts 16: 11 - 15

Answer the questions given below.

1. Where did Paul meet Lydia? _____.
2. What was her occupation?
_____.
3. Why did Paul go to the river to find a place to pray?
_____.
4. After what took place did Lydia invite Paul to her home?
_____.

Just like Lydia, we too should prepare our heart for the Lord. He is waiting to call us. Write a small prayer asking God to help you serve Him committedly.

Give below are some of the things you can do for God. Write what they are in the given space and colour the pictures.











4th Grade – 26th Lesson

Let us obey God's Commandments



Bible Passage – Exodus 20: 1 - 7

Unscramble the words and make a proper sentence.

1. You shall /before me /other gods / have no.

2. You shall not / in the waters below / make for yourself an image / on the earth beneath or / anything in heaven above or / in the form of. You shall / to worship them / not bow down.

3. You shall / Lord your God / of the / the name / not misuse

Mark the right statements with a ✓ and the false statements with a X.

1. God gave Moses the Ten Commandments. ()

2. God did not bring the Israelites out of Egypt. ()

3. You can misuse the name of the Lord. ()

4. The Lord is our only God. ()

Colour the picture of Moses with the 10 Commandments.



Memory Verse

**“You shall have
no other gods
before me.”
Exodus 20:3**

4th Grade – 27th Lesson



**Let us obey God's Commandments
(4th & 5th Commandments)**

Bible Passage – Exodus 20: 8 - 12

Write down the 4th and 5th Commandments below.

1. 4th Commandment -

_____.

2. 5th Commandment -

_____.

As little children how can we put the 4th commandment into practice, which is to keep the Sabbath Day or Sunday Holy? Eg. Attend church every Sunday.

1. _____

2. _____

3. _____

4. _____

The 5th Commandment is to Honor our Father and Mother, for it pleases God. How then do we behave when we are with our parents? Eg: Not hurting their feelings.

1. _____

2. _____

3. _____

4. _____

Given below are 2 pictures showing how we should behave on a Sunday, and how we should obey our parents. Colour the 1st picture.



Going to
Sunday school.

Obeying your
parents.



Memory Verse

“Remember the Sabbath day by keeping it holy. Honor your father and your mother.”

Exodus 20: Verse 8 & 12A

4th Grade – 28th Lesson

Let us obey God's Commandments

(6th - 10th Commandments)

Bible Passage – Exodus 20: 13 - 17



Write down the 6th to the 10th Commandments below.

1. 4th Commandment -

_____.

2. 5th Commandment -

_____.

3. 6th Commandment -

_____.

4. 7th Commandment -

_____.

5. 8th Commandment -

_____.

6. 9th Commandment -

_____.

7. 10th Commandment -

_____.

Match the 8th, 9th and 10th commandments to the correct pictures given.

Do not give false testimony



Do not covet



Do not steal



Write a prayer seeking God to help you to obey the 10 commandments and to apply them to your life.

Memory Verse

“You shall not murder. You shall not commit adultery. You shall not steal. You shall not give false testimony against your neighbor. You shall not covet.”

Exodus 20: 13 - 17A

4th Grade – 29th Lesson

Let us keep God's Commandments

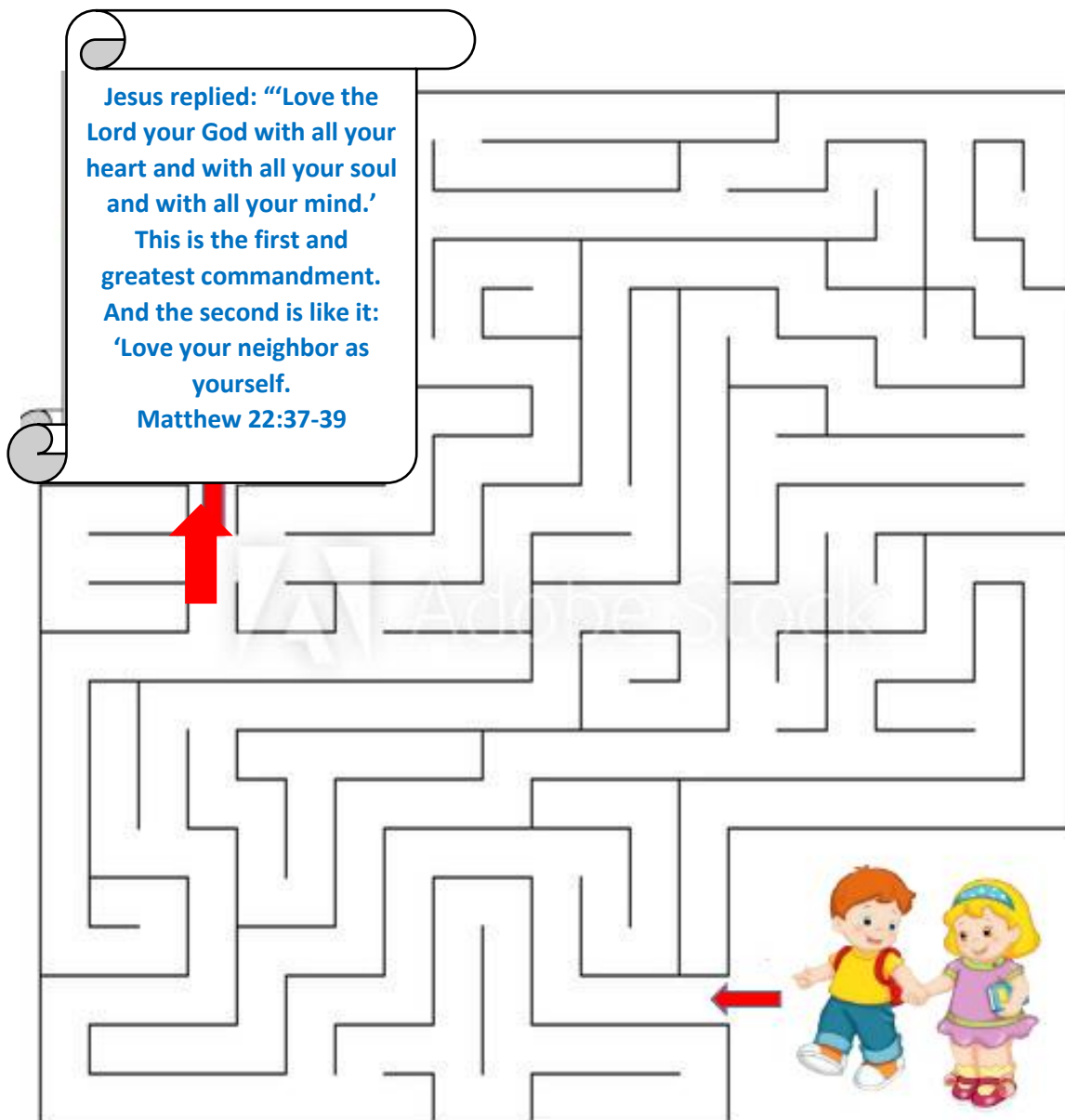


Bible Passage – Matthew 22: 34 - 40

Jesus gave us the 10 commandments in 2 important rules. They are called the "Greatest Commandments" or the "Golden Rules".

Help the children below find the Golden Rules.

Jesus replied: "Love the Lord your God with all your heart and with all your soul and with all your mind.' This is the first and greatest commandment. And the second is like it: 'Love your neighbor as yourself. Matthew 22:37-39



We have been given rules that tells us to love God and to love our neighbours. In the space given below, write a prayer showing your love for Jesus and write down how you can show your love to your neighbours.

The Prayer - The love you show Jesus.



The love you show your neighbours.





4th Grade – 30th Lesson

Activity Lesson



Identifying the different religions in Sri Lanka and living in Christ

Bible Passage – Hebrews 13:1, Acts 17: 24 – 27

- Everyone citizen of Sri Lanka has the freedom to follow any religion they want.
- We should accept everyone, no matter what their religion or beliefs are.
- While we base our faith and trust in Jesus Christ, we should learn to live in peace and harmony with all other religions.

- Do you have friends, who follow a different religion?
- If you have friends like that, have they ever come to church with you? Have you visited their religious places of worship?
- If you don't have friends from other religions, try and build new friendships with them. If you have not visited or seen other places of religious worship, try and visit such place with your parents or with your Sunday school, and learn about those religions as well.

Eg: Look at the way they dress to go to their religious places.

How they behave in their places of worship.

Learn about their religious traditions and customs.

Memory Verse

**Keep on loving one another as brothers and sisters.
Hebrews 13:1**

Prayer – Pray for religious unity in our country. Especially for the unity and trust between the people of different faiths.