

(The Lesson work sheets according to the Sunday School Common New Syllabus of the National Christian Council of Sri Lanka.)

Grade 05



Prepared by: The Church of Ceylon Board of Christian Education

Diocese of Colombo

Grade 5 - 1st Lesson
I'm Special



Bible Passage – Psalms 139: 1-5, 13-16

1. I'm a special person! Place your hand print in the given box.

2. Select from the bracket below “The good things God has given me” and write them in the given spaces.

(Love, Anger, Parents, clothes, Jealousy, Books, Food, Lying)

3. "I am beautifully created by God." Write a prayer of thanksgiving.



.....

.....

.....

.....

.....

.....

Memory Verse.

**For you created me
In my mother's womb;
You knit me together
in my mother's
womb.
Psalm 139:13**



Grade 5 - 2nd Lesson
God calls Moses




Bible Passage – Exodus 3: 1-12

1. Fill in the blanks

- i) Moses looked after _____.
- ii) God appeared to Moses on mount _____.
- iii) The Israelites lived in _____ as slaves.
- iv) All Hebrew babies were to be thrown into the _____ River.
- v) The angel asked Moses to remove his _____ before he stepped on Holy ground.
- vi) _____ ruled Egypt.

2. Do an artwork of Baby Moses in the basket in the Nile River.



3. Just like Moses, we too have been given a challenge. What steps do we need to take to keep ourselves safe from the Corona Virus?

.....

.....

.....

.....

.....

.....

4. Write a prayer of protection for ourselves and our country.

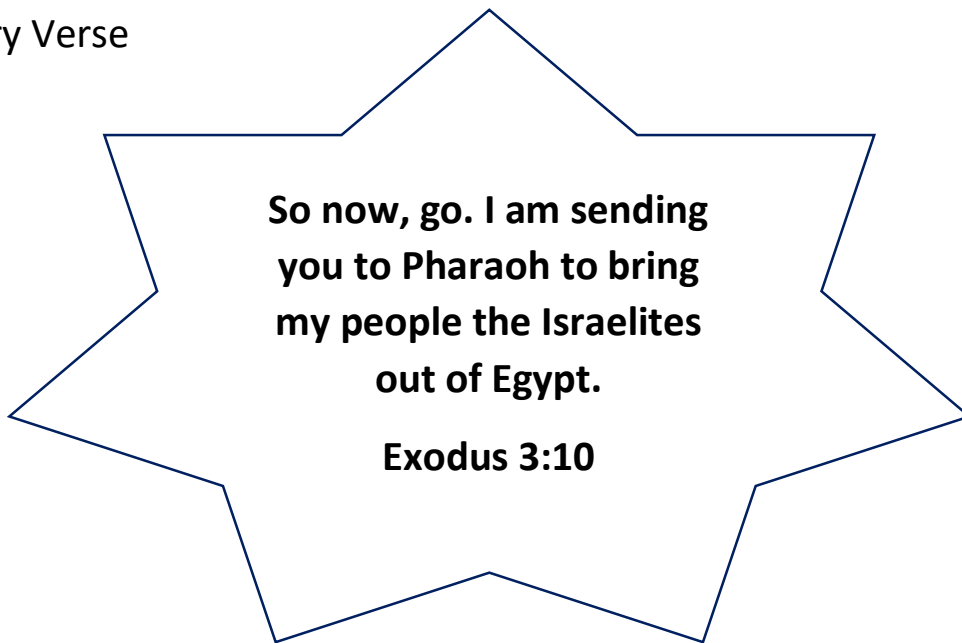


.....

.....

.....

Memory Verse



**So now, go. I am sending
you to Pharaoh to bring
my people the Israelites
out of Egypt.**

Exodus 3:10

Grade 5 - 3rd Lesson

Freeing the Israelites from slavery

Bible Passage – Exodus Chapters 7 – 12

1. Find the 10 plagues in the “word search puzzle” given below.

L	O	C	U	S	T	P	D
B	N	M	Y	U	I	O	E
F	D	F	L	I	E	S	A
I	A	F	R	O	G	S	D
R	R	A	B	C	B	A	A
S	K	Z	L	F	O	D	N
T	N	Y	O	Q	I	E	I
B	E	C	O	D	L	M	M
O	S	V	D	G	S	J	A
R	S	E	H	A	I	L	L
N	K	G	N	A	T	S	S

2. List five (5) things I can do as an obedient child of God.

- i)
- ii)
- iii)
- iv)
- v)

3. Write a prayer of healing for our country and the whole world from the Corona Virus.

.....

.....

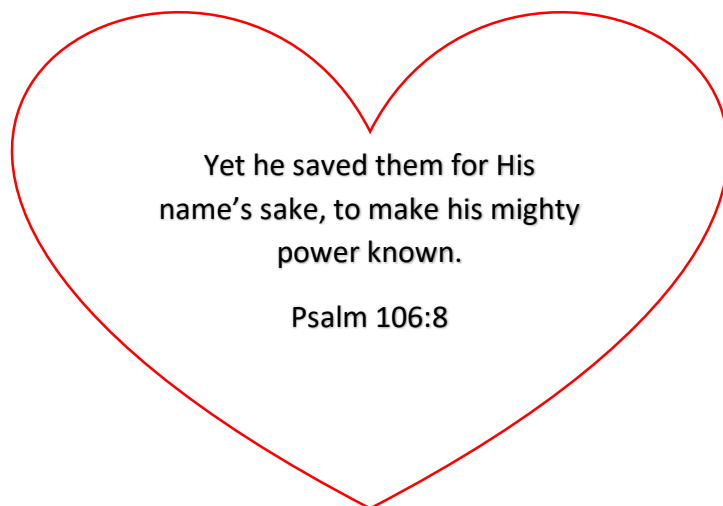
.....

.....



4. I love the God who strengthens us. With this thought in mind, draw a picture with the theme “A future Sri Lanka.”

Memory Verse



Grade 5 - 4th Lesson
God is Victorious



Bible Passage – Exodus 14: 15 – 22

1. Complete the crossword.

			² M			
¹ P		¹ G				
² R		³ D		⁴ E		
			³ A			

Down

1. Who ruled Egypt?
2. Who was the leader of the Israelites?
3. When the sea parted what did the Israelites see?
4. Whose hearts did God harden?

Across

1. Who told Moses to stretch his staff over the sea?
2. Which sea did the Israelites cross?
3. Who travelled in front of the Israelites?

2. What can I do to help those in need?

.....

Memory Verse

Moses answered the people, "Do not be afraid. Stand firm and you will see the deliverance the LORD will bring you today. The Egyptians you see today you will never see again. Exodus 14:13"

Grade 5 - 5th Lesson

God provides us with heavenly food

Bible Passage – Exodus 16:4, 13 – 16, 31 – 36



1. Answer the below given questions.

- i) From whom did the Israelites ask for food from?
- ii) Who else along with Moses prayed to God?
- iii) How were the Israelites asked to collect the food?
- iv) With what food did God provide them ?
- v) Describe the Manna that fell from the sky.

2. Fill in the blanks – The Lord’s Prayer.

“Our _____, who art in _____, hallowed be thy name. They _____ come, thy will be done on _____ as it is in _____. Give us this day our daily _____ and _____ us our sins as we forgive them that _____ against us. And lead us not into _____, but deliver us from _____. For Thine is the _____, the _____ and the _____ forever and ever. Amen.”

Memory Verse

As it is written: “The one who gathered much did not have too much, and the one who gathered little did not have too little.” 2 Corinthians 8:15

Grade 5 -6th Lesson

The God that quenches our thirst.



Bible Passage – Exodus 15: 22 – 27, 17: 1 – 7

1. Read the above given Bible passages and fill in the answers.

1	B			1	T		
	2	S					
		3	W				
4	G						

Down

1. The Israelites found water after _____ days.
2. At Elim, the Israelites found twelve springs and _____ palm trees.
3. Moses threw a piece of _____ to make the water good for drinking.

Across

1. The Israelites complained to Moses because the water was _____.
2. After crossing the Red sea, the Israelites arrived at _____.
3. They grumbled to Moses because they had no _____ to drink.

Answer the below given questions.




- Write about how God has blessed you.

- Water is a blessing from God. It is our responsibility to take care of it. How do we use the water we have carefully?

“With God, nothing is impossible.” Write a prayer of thanksgiving with this thought in mind.



Memory Verse – Philippians 4:13

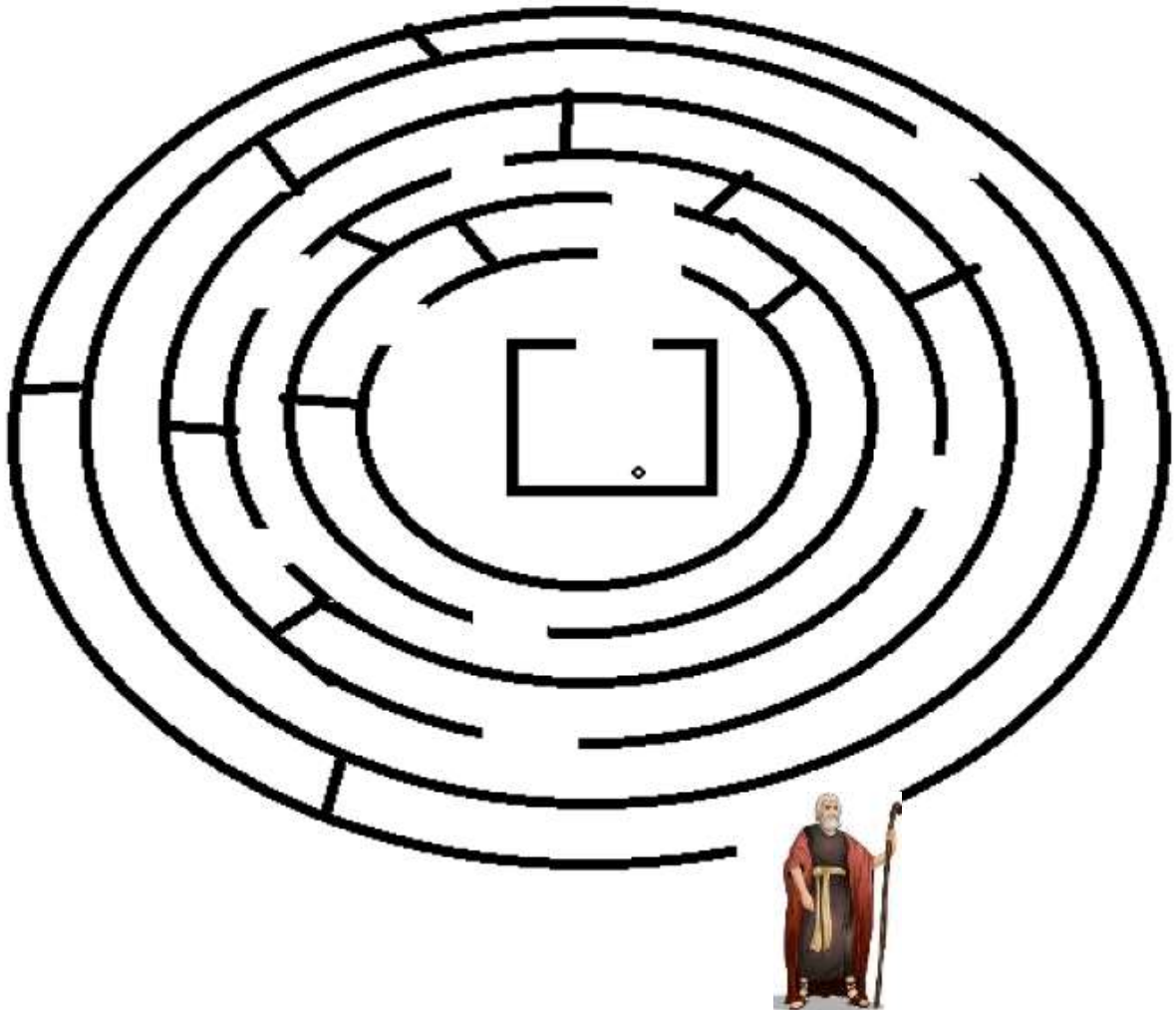
		
For I can do	through Christ	who gives me

Grade 5 -7th Lesson
The God who guides us.



Bible Passage – Exodus 13: 17 – 22

1. “The Lord will never abandon us.” Help the Israelites find the correct path.



Memory Verse

“I will instruct you and teach you in the way you should go;”

Psalm 32:8A


Grade 5-8th Lesson
Moses and God.

Bible Passage – Exodus 34: 29 – 35

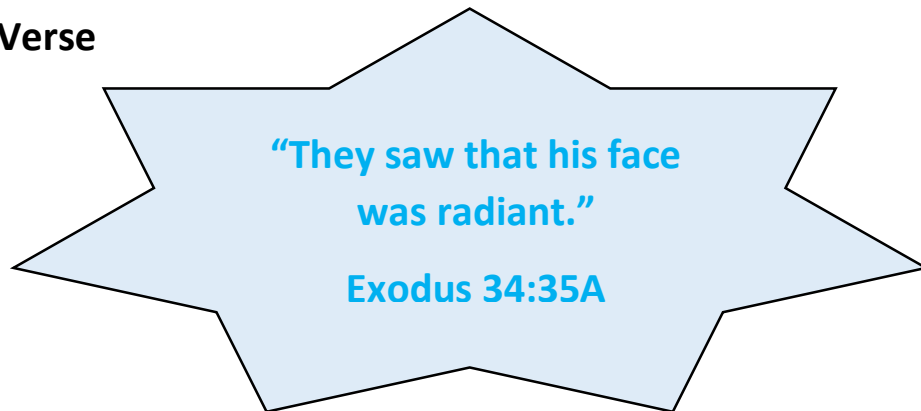
1. Read the above given Bible passage and answer the following questions.

- i) With whom did Moses speak? _____
- ii) When Moses came down from the mountain, what did he have in his hands? _____
- iii) Where did Moses meet God? _____
- iv) To whom did Moses give the commandment that God had given to him? _____
- v) Why were the Israelites afraid of Moses?

2. As a child of God, what can you do to brighten up your life?



Memory Verse



Grade 5 -9th Lesson
Additional Sunday school Lesson.

Given below are a few pictures from past lessons. Write down your

1.

I am a child of God



thoughts

2.



The power of prayer

3.



Moses

Grade 5 -10th Lesson
The Woman who was healed and the
Daughter who lived.



Bible Passage – Luke 8: 40 – 42, 49 - 56

1. Read the above given Bible passage and answer the following questions.

- i) Who came looking for Jesus? _____
- ii) Why did he come looking for Jesus?

- iii) Who went with Jesus to the man's house?

- iv) How did Jesus wake the little girl?

- v) Why did the woman touch the edge of Jesus' cloak?

- vi) What sickness did she have? _____

2. Say a prayer and write down a few blessings God has given you with.

Memory Verse

“Hearing this, Jesus said to Jairus, “Don’t be afraid; just believe, and she will be healed.” Luke 8:50



Grade 5 - 11th Lesson
Healing on the Sabbath Day



Bible Passage – Luke 13: 10 - 17

1. Read the above given Bible passage and mark the right statements with a (\checkmark) and the false statements with a (X).

- i) The woman in the story was cripple for eighteen years. ()
- ii) Jesus did not heal the woman. ()
- iii) This incident happened on a Sabbath Day. ()
- iv) The Synagogue leader was not upset by what happened. ()
- v) The people who spoke against Jesus felt humiliated. ()

2. Draw a picture with the topic “The Lord that heals me”

3. Write a prayer of healing for all those who are affected by this pandemic.



Sort out the words in the below box and write out the bible verse in the given box to your right. (Luke 13:13)

Then On
Hands She Put
 God.
And Praised
 Up
Straightened Her
 He And
His Immediately

Memory Verse – Luke 13:13

Grade 5 -12th Lesson



The Healing at the pool at Bethesda

Bible Passage – John 5: 1 - 15

1. Read the above given Bible passage and match the questions to the correct answer.

- | | |
|----------------------------------------------------------------|----------|
| i) The Aramaic name of the pool near the Sheep gate was called | Five |
| ii) The number of colonnades it had | Disabled |
| People | |
| iii) Who gathered near the colonnades? | Stirred |
| iv) The people waited for the water in the pool to be? | Jesus |
| v) For how long was this man cripple? | Bethesda |
| vi) Who said “Get up! Pick up your mat and walk.” | 38 Years |

Memory Verse

Later Jesus found him at the temple and said to him, “See, you are well again. Stop sinning or something worse may happen to you.”

John 5:14

Grade 5 -13th Lesson

Anointed at Bethany

Bible Passage – Luke 7: 36 – 50



1. Read the above given Bible passage and answer the questions.

i) Who invited Jesus to his house for dinner?


ii) Who arrived later at the house?

iii) What did she do?

iv) What did the sinful woman bring with her?

v) Who said this statement to whom “But whoever has been forgiven little loves little.”

2. “Small as we are, we do wrong.” Write a prayer asking God’s forgiveness, for all the sins we have done.



3. Colour the picture



Memory Verse

Blessed are the merciful, for
they will be shown mercy.

Matthew 5:7

Grade 5 -14th Lesson
New life through Jesus



Bible Passage – Luke 23: 32 - 49


1. Read the above given Bible passage and find the answers in the word puzzle below.

S	K	U	L	L	H	S	G	H	F	S
D	G	V	S	E	F	L	A	K	C	J
K	A	B	J	F	A	T	H	E	R	W
H	F	S	R	T	D	C	F	Z	O	A
C	J	Q	D	A	R	K	N	E	S	S
A	Y	N	L	N	V	W	D	K	S	F
B	G	Z	M	D	F	G	R	Q	X	K
T	F	P	A	R	A	D	I	S	E	H
H	J	H	K	I	J	S	B	G	V	Y
V	I	N	E	G	A	R	A	S	M	J
X	G	F	D	H	T	G	K	H	N	F
A	J	M	H	T	E	M	P	L	E	A

- i) Jesus and the 2 criminals were crucified at a place called “The _____”
- ii) Jesus was nailed on to a _____.
- iii) The 2 criminals were crucified on Jesus’ _____.
- iv) On the cross, Jesus said “_____ forgive them.”
- v) The soldiers offered Jesus wine _____.
- vi) Where was the curtain torn in 2?
- vii) Jesus told the criminal who accepted his punishment “Today you will be with me in _____.
- viii) At noon _____ came over the whole land.

“Dear Lord Jesus, I have been disobedient to you. Please forgive me. I come to the foot of your cross. I pray that I will not do those wrongs again.”

Keep this prayer in your mind, as you find your way through the maze to the Cross of Jesus.



Memory Verse

For God so loved the world that he gave his one and only Son, that whoever believes in him shall not perish but have eternal life.

John 3:16

Grade 5 - 15th Lesson
The Empty Tomb



Bible Passage – John 20: 1 - 8

1. Read the above given Bible passage and answer the questions.

i) Who visited the tomb early in the morning?

_____.

ii) What did he or she see when they arrived at the tomb?

iii) Name the disciples mentioned in this bible passage?

_____.

iv) What was Jesus wrapped in? _____.

v) Do you believe that Jesus rose from the dead, as mentioned in the given bible passage? _____.

2. Draw a picture of your favorite part from the bible passage given above.

A large empty rectangular box with a black border, intended for a student to draw a picture of their favorite part from the Bible passage.

“He is not here; he has risen!”

Luke 24:6A



Grade 5 -16th Lesson The Ascension



Bible Passage – Luke 24:50 – 53 / Acts 1:6 - 11

1. **Read the above given Bible passage and fill in the blanks by underlining the correct answer.**
 - i) Who gathered around Jesus? (Mary Magdalene, The Disciples)
 - ii) They asked Jesus, “Lord, are you at this time going to restore the kingdom to _____? (Judea, Israel)
 - iii) As Jesus was been raised into heaven, He was covered by a _____. (Cloud, White Cloth)
 - iv) Who said “This same Jesus, who has been taken from you into heaven, will come back in the same way you have seen him go into heaven.” (Two of Jesus’ disciples, Two men dressed in white)
 - v) Jesus led his disciples to _____. (Emmaus, Bethany)

2. **Color the given picture.**



“He sat down at the right hand of the Majesty in heaven.”

Hebrews 1:3B



Grade 5 - 17th Lesson The Early Church



Bible Passage – Acts 2: 37 – 47

➤ **Fill in the blanks by selecting the correct answer from the bracket.**

- i) “Repent and be _____, every one of you, in the name of _____, for the forgiveness of your sins.” (Jesus Christ, Baptized)
- ii) “He _____ with them, ‘Save yourselves from this _____ generation. (Corrupt, Pleaded)
- iii) “Those who accepted his message were _____, and about _____ were added to their number that day.” (Baptized, 3,000)
- iv) They devoted themselves to the apostles’ teaching and to _____, to the _____ and to prayer. (Fellowship, Breaking of bread)
- v) All the _____ were together and had everything in _____. (Common, Believers)

➤ **Write down 3 characters of Christian ministry.**

.....

➤ **Name some of the issues the church at present is facing. Write your views on how these issues can be solved.**

.....

➤ **Write a prayer for an expansion in the ministry of God.**



Memory Verse

“They devoted themselves to the apostles’ teaching and to fellowship, to the breaking of bread and to prayer.” Acts 2:42



Grade 5 - 18th Lesson
Healing through the Holy Spirit

Bible Passage – Acts 3: 1 - 10

➤ **Read the above given bible passage and answer the questions.**

- i) Name the 2 disciples mentioned in the bible passage.
_____.
- ii) Why were they going to the Lord's temple? _____.
- iii) Name the gate the lame man was begging at. _____.
- iv) "Silver or gold I do not have, but what I do have I give you." Who said this to whom?
_____.
- v) According to the above statement, what did the disciple give the lame man?
_____.

➤ **If on your way to church one day, you come across a blind man trying to cross the road, what would you do? What would you feel afterwards?**

➤ **"The name of Jesus is powerful" Write about a challenge you overcame with the Lord's strength.**

Memory Verse

"Then Peter said, "Silver or gold I do not have, but what I do have I give you. In the name of Jesus Christ of Nazareth, walk." Acts 3:6

Grade 5 - 19th Lesson






Working in the Lord's house



Bible Passage – Psalms 63: 1 - 5

Introduction – As Christians, all of us attend Sunday service to praise and worship God. But do we go to church as a habit? Or is because, it as the above bible passage mentions, you want to earnestly seek the Lord? Meditate for a while. Direct your gaze to the Lord. Worship Him. Seek to serve Him. Give Him 1st place in your life. Prepare yourself for when the Lord calls you to His ministry. Serve the Lord according to the gift and talents He has blessed you with.

Let us look at the below given chart. It shows us various reasons as to why we attending church on Sunday. Write down your thoughts in the “Preparedness” column and write down other ways in which you can serve at church.

 ATTENDANCE As parishioners	PREPAREDNESS
 Doing a Bible Reading	Coming to church 15 minutes before / Wearing appropriate cloths
 Collecting Collection	
 Saying Intersession Prayers	
 Being part of the choir or worship team	
Being an Altar Server	

Write a prayer for all those who serve in the ministry of Christ. Also write a prayer for those whose hearts are seeking to join the ministry, that the Lord would lead them to where they are needed.



.....

.....

.....

.....

Grade 5 – 20th Lesson

Hannah



Bible Passage – 1 Samuel 1: 9 – 20

➤ Read the above given bible passage and mark the right statements with a (✓) and the false statements with a (X).

- i) This Bible passage is about Hannah ()
- ii) Samuel was watching Hannah while she was praying ()
- iii) God answered Hannah’s prayer ()
- iv) When we pray, God does not answer ()
- v) Samuel was Hannah’s son ()

➤ Has God answered your prayers? Write an example.

1 Samuel 1:27 – Complete the below Memory Verse

“The Lord has _____ me what I _____
of him.”
1 Samuel 1:27B

5th Grade – 21st Lesson

Joshua



Bible Passage – Joshua 1: 1 – 9, 24: 14 – 15

Deuteronomy 31:14

Read the above bible passage and answer the questions given below.

1. Name Nun's son. _____.
2. After the death of Moses, who was appointed by God as the leader of the Israelites? _____.
3. Which river did the Israelites have to cross to reach the promise Land?
_____.
4. Write some qualities of a Leader. _____

5. If you were to be appointed as a leader in your school, class or anywhere else, how would you lead? _____

Memory Verse

“Have I not commanded you? Be strong and courageous. Do not be afraid; do not be discouraged, for the Lord your God will be with you wherever you go.” Joshua 1:9

5th Grade – 22nd Lesson
Simeon and Anna




Bible Passage – Luke 2: 22 – 38

Read the above bible passage and answer the questions given below.

1. What is written in the Law of the Lord?
_____.
2. What are you supposed to offer to the temple before a child is dedicated to the Lord? _____.
3. Where was Simeon from? _____.
4. What promise had the Holy Spirit given Simeon?
_____.
5. How old was Anna? _____.

Write a prayer asking God to help you to lead an exemplary life in Jesus.



Color the Picture



Memory Verse

“For my eyes have seen your salvation.” Luke 2:30



5th Grade – 23rd Lesson

Thankfulness for Blessings.



Bible Passage – Luke 17: 11 – 19

Read the above bible passage and answer the questions given below.

1. A Person is referred in the above bible passage – Who is He?
_____.
2. What did Jesus say to these men?
_____.
3. What nationality was the man who returned to thank Jesus?
_____.
4. Write a few blessings God has given you. _____
_____.
5. Write a prayer thanking God for one of the blessings you mentioned.



“Give thanks to the Lord, for he is good.
His love endures forever.” Psalm 136:1



5th Grade – 24th Lesson
Learning the Bible.



Introduction – The word “Bible” comes from the Greek word “Biblia”, which means “Book”. The Bible is divided into 2 main parts. These 2 parts are the Old Testament and the New Testament. The Bible has 66 books, 39 books in the Old Testament and 27 books in the New Testament. The Bible is not 1 book, but the collection of several books, and because of this, the Bible was written over many years, with many different authors. Even though it took a long time to write the whole Bible, the theme of the whole Bible is the same. It is about Salvation, how God revealed Himself to His people and their response to God. The Bible has been translated to many languages and is available in English, Sinhala and Tamil.

1. How many books does the bible have? _____.
2. Name the 2 parts the Bible is divided into?
_____.
3. How many books are in each of these parts? _____
_____.
4. Who wrote the Bible? _____.
5. Write 5 qualities you can apply to your life by reading your Bible.

Memory verse



**“How sweet are your words to
my taste?
Sweeter than honey to my
mouth!”
Psalm 119:103**



5th Grade – 25th Lesson



Let's read the Bible daily.

Bible Passage – Ezra 7:6, Nehemiah 8: 2 - 3

Read the above given Bible Passage and answer the questions.

1. Do you read the Bible? _____.

2. Reading the Bible is useful. Write 3 examples.

3. The Bible is God's Word. All who read the Bible and live according to it is blessed by God. Write 5 blessings you have received from God.

4. Name your favorite Bible character and write a small note about them?

Say a prayer asking God to help you read the Bible and understand what is written in it. Ask God to help you lead a life pleasing to Him.



**"All Scripture is God-breathed and is useful for teaching, rebuking, correcting and training in righteousness."
2 Timothy 3:16**

5th Grade – 26th Lesson



The Greatest Commandment and the Great Commission.

Bible Passage – Matthew 22: 34 – 40 and Chapter 28: 18 - 20

Read the above given Bible Passage and answer the questions.

1. How many commandments did Jesus give us? _____.
2. Write them down.
 - i) _____.
 - ii) _____.
3. Do you accept the commandments that God has given us? _____.
4. Do you love God? _____.
5. Have you ever broken any of the commandments that God has given you? Write a prayer seeking God’s forgiveness and Him to help you to follow His commandments.



- Our neighbor is one who lives around us. It doesn’t matter whether they are rich or poor. Jesus also loves us not because of how rich, poor or good we are. So, we too should love other like Jesus loves. If your neighbor is in need, how would you help them?

“Whoever has my commands and keeps them is the one who loves me.”

John 14:21A



5th Grade – 27th Lesson



Let us build our lives in the service for the Lord.

Bible Passage – Mark 8: 22 – 25 and Chapter 7: 31 - 35

Read the above given Bible passage and mark the right statements with a (√) and the false statements with a (X).

- i) Jesus met the deaf man near the Sea of Galilee. ()
- ii) The meaning of the word “Ephphatha” means “close” ()
- iii) The blind man was brought to Jesus by his mother. ()
- iv) Jesus healed the blind man in Bethsaida. ()
- v) When we are sick Jesus does not heal us . ()

When we help someone, we are serving God. Write how you can help someone who is blind or deaf? _____

Write a prayer for all the differently abled people.



Colour the picture and write what you think about it.



Memory Verse

“Then will the eyes of the blind be opened and the ears of the deaf unstopped.”
Isaiah 35:5

5th Grade – 28th Lesson

“Daya Nivasa” A beacon of light



Bible Passage – Matthew 25: 31 – 40

Daya Nivasa was started because of the work and service of Mother Theresa. The Daya Nivasa is known as “The house of Love”, and is situated in the town of Kandy. Daya Nivasa serves the societies differently abled and less fortunate. There are many people who reside at Daya Nivasa. Some of the inmates need help with their day to day activities and duties. It is run by 5 Catholic Nuns and 10 paid employees. On and off there are local and foreign workers who come to volunteer at the home. It is indeed a great service, done in the service of the Lord.

Whenever it is possible, we should help others. Write an instance whirl you helped someone. _____

Write a prayer for all such homes and shelters, and for those who work in them. Ask God to bless and strengthen them in their service.

Colour the picture.



Memory Verse

“The King will reply, ‘Truly I tell you, whatever you did for one of the least of these brothers and sisters of mine, you did for me.’” Matthew 25:40



5th Grade – 29th Lesson

Activity Lesson

Altar Service



Bible Passage – Joshua 24:15B

The call to the service of the Lord is from God. By accepting and been obedient to the call, you are able to join the ministry. When you are obedient to small callings, God will use you for great things.

Pay attention to all the articles used within the Altar. Watch what each item is used for. You can ask for an adults help in this.

If you wish to join the Servers Guild, speak to your Vicar about it, and also discuss about this decision with your parents, and prayerfully join in serving the Altar.

Memory Verse

**Never be lacking in zeal, but keep your spiritual fervor,
serving the Lord. Romans 12:11**

Prayer – Pray for all Altar Servers, and pray for the Sunday school students of your church, that they will commit their lives to Christ and commit their time in serving the Lord and the Church.